



Certificate of Analysis

Sample: CE11020006-008

Harvest/Lot ID: N/A

Metrc #: N/A

Metrc Source Package #: N/A

Batch Date: N/A

Batch#: N/A

Sample Size Received: 3 gram

Total Weight/Volume: N/A

Retail Product Size: N/A gram

Ordered: 10/20/21

sampled: 10/20/21

Completed: 10/25/21 Expires: 10/25/22

Sampling Method: SOP-024

Page 1 of 4

Oct 25, 2021 | Horn Creek Hemp

License # R&D

P.O.Box 517











Jacksonville, OR, 97530, US

PRODUCT IMAGE

SAFETY RESULTS

MISC.



									
Pesticides NOT TESTED	Heavy Metals NOT TESTED	Microbials NOT TESTED	Mycotoxins NOT TESTED	Residuals Solvents NOT TESTED	Filtration NOT TESTED	Water Activity NOT TESTED	Moisture TESTED	Homogeneity NOT TESTED	Terpenes TESTED

CANNABINOID RESULTS



Total THC
0.834%



Total CBD
13.569%



Total Cannabinoids
18.09%

	CBDV	CBDVA	CBG	CBD	CBDA	THCV	CBGA	CBN	D9-THC	D8-THC	THCVA	CBC	THCA	CBCA
%	<LOQ	<LOQ	<LOQ	0.264	15.172	<LOQ	0.386	<LOQ	<LOQ	<LOQ	<LOQ	<LOQ	0.952	1.316
mg/g	<LOQ	<LOQ	<LOQ	2.64	151.72	<LOQ	3.86	<LOQ	<LOQ	<LOQ	<LOQ	<LOQ	9.52	13.16
LOQ	0.05	0.05	0.05	0.05	0.05	0.05	0.05	0.05	0.05	0.05	0.05	0.05	0.05	0.05
	%	%	%	%	%	%	%	%	%	%	%	%	%	%

Cannabinoid Profile Test

Analyzed by 13	Weight 0.522g	Extraction date : 10/21/21 03:10:11	Extracted By : 13
Analysis Method -SOP.T.40.020, SOP.T.30.050		Reviewed On - 10/22/21 13:53:52	Batch Date : 10/21/21 15:11:55
Analytical Batch -CE000470POT		Instrument Used : HPLC 2030 EID 0055 Running On :	

Reagent	Dilution	Consums. ID	Consums. ID
091721.03	400	D01493069 229920161AS1N 436020160AS3 436020338AS2 436021005AS3 C0000642 041CD-041C 042C4-042AL	F148560 0325891

"Total THC" and "Total CBD" are calculated values and are an Oregon reporting requirement (OAR 333-064-0100). For Cannabinoid analysis, only delta 9-THC, THCA, CBD, CBDA are ORELAP accredited analytes. Cannabinoid values reported for plant matter are dry weight corrected; Instrument LOQ for all cannabinoids is 0.5 mg/mL, LOQ 'in matrix' is dependent on extraction parameters. FD = Field Duplicate; LOQ = Limit of Quantitation.

This report shall not be reproduced, unless in its entirety, without written approval from Kaycha Labs. This report is an Kaycha Labs certification. The results relate only to the material or product analyzed. Test results are confidential unless explicitly waived otherwise. Void after 1 year from test end date. Cannabinoid content of batch material may vary depending on sampling error. IC=In-control QC parameter, NC=Non-controlled QC parameter, ND=Not Detected, NA=Not Analyzed, ppm=Parts Per Million, ppb=Parts Per Billion. Limit of Detection (LoD) and Limit Of Quantitation (LoQ) are terms used to describe the smallest concentration that can be reliably measured by an analytical procedure. RPD=Reproducibility of two measurements. Action Levels are State determined thresholds variable based on uncertainty of measurement (UM) for the analyte. The UM error is available from the lab upon request. The "Decision Rule" for the pass/fail does not include the UM. The limits are based on F.S. Rule 64-4.310.

Anthony Smith
Lab Director

State License #
010-10166277B9D
ISO Accreditation # 99861



Signature

10/25/21

Signed On



Certificate of Analysis

Horn Creek Hemp

P.O.Box 517
Jacksonville, OR, 97530, US
Telephone: (541) 261-4900
Email: sales@horncreekhemp.com
License #: R&D

Sample : CE11020006-008
Harvest/LOT ID: N/A

Batch# : N/A
Sampled : 10/20/21
Ordered : 10/20/21

Sample Size Received : 3 gram
Total Weight/Volume : N/A
Completed : 10/25/21 Expires: 10/25/22
Sample Method : SOP-024

Page 2 of 4



Terpenes

TESTED

Terpenes	LOQ(mg/g)	Result (mg/g)	Result	Terpenes	LOQ(mg/g)	Result (mg/g)	Result
TRANS-CARYOPHYLLENE	0.08	1.398		TERPINOLENE	0.08	4.783	
(1R)-ENDO-(+)-FENCHYL ALCOHOL	0.08	0.158		LINALOOL	0.08	0.18	
CAMPHOR	0.08	<LOQ		GERANIOL	0.08	<LOQ	
(1R)-(+)-CAMPHOR	0.08	<LOQ		GAMMA-TERPINENE	0.08	0.098	
(1S)-(-)-CAMPHOR	0.08	<LOQ		EUCALYPTOL	0.08	<LOQ	
HEXAHYDROTHYMOL (L-MENTHOL)	0.08	<LOQ		(-)-ALPHA-BISABOLOL	0.08	<LOQ	
TERPINEOL	0.08	0.226		(-)-ISOPULEGOL	0.08	<LOQ	
NEROL	0.08	0.096		(-)-CARYOPHYLLENE	0.08	<LOQ	
(+)-PULEGONE	0.08	<LOQ		OXIDE			
GERANYL ACETATE	0.08	<LOQ		ISOBORNEOL	0.08	<LOQ	
ALPHA-CEDRENE	0.08	<LOQ		CAMPHENE	0.08	<LOQ	
ALPHA-HUMULENE	0.08	0.399					
VALENCENE	0.08	<LOQ					
ALPHA FARNESENE	0.02	0.295					
BETA FAMESENE	0.059	0.789					
CIS-NEROLIDOL	0.08	<LOQ					
TRANS-NEROLIDOL	0.08	0.141					
GUAJOL	0.02	0.795					
(+)-CEDROL	0.08	<LOQ					
BETA-PINENE	0.08	1.056					
FENCHONE	0.08	<LOQ					
ALPHA-TERPINENE	0.08	0.136					
SABINENE HYDRATE	0.08	<LOQ					
BETA-OCIMENE, CIS-OCIMENE	0.012	0.024					
TRANS-BETA-OCIMENE	0.067	<LOQ					
(R)-(+)-LIMONENE	0.08	1.018					
(1S)-(+)-3-CARENE	0.08	0.212					
P-MENTHA-1,5-DIENE (ALPHA-PHELLANDRENE)	0.08	0.18					
BETA-MYRCENE	0.08	9.168					
SABINENE	0.08	<LOQ					
A-PINENE	0.08	2.36					
Total (mg/g)		23.512					

Terpenes TESTED

Analyzed by	Weight	Extraction date	Extracted By
12	52g	10/21/21 09:10:26	12
Analysis Method - SOP-T.40.090			
Analytical Batch - CE000471TER			
Instrument Used : GCMS-QP2020 EID:0170			
Running On : 10/21/21 15:24:58			
Batch Date : 10/21/21 15:19:33			
Reagent	Dilution	Consums. ID	
	40		

Terpenoid profile screening is performed using GC-MS with Liquid Injection (Gas Chromatography - Mass Spectrometer) using Method SOP-T.40.091 Terpenoid Analysis Via GC-MS



Certificate of Analysis

Horn Creek Hemp

P.O.Box 517
Jacksonville, OR, 97530, US
Telephone: (541) 261-4900
Email: sales@horncreekhemp.com
License #: R&D

Sample : CE11020006-008
Harvest/LOT ID: N/A
Batch# : N/A
Sampled : 10/20/21
Ordered : 10/20/21

Sample Size Received : 3 gram
Total Weight/Volume : N/A
Completed : 10/25/21 Expires: 10/25/22
Sample Method : SOP-024

Page 3 of 4

	Moisture	TESTED
---	-----------------	---------------

Analyte	Analyzed by	Weight Ext. date	LOQ	A.L	Result
MOISTURE CONTENT	13	1.355g 10/21/21	0 %	15%	11.22 %

Analysis Method - SOP.T.40.011
Analytical Batch - CE000472MOI
Instrument Used : Sartorius Moisture Content Analyzer MA-160 EID 0164

Batch Date : 10/21/21 15:24:02
Reviewed On - 10/22/21 07:42:29





POTENCY BATCH QC REPORT

 **METHOD BLANK**

Cannabinoid	LOQ	Result	Units
CBDV_WET	0.05	<LOQ	%
CBDVA_WET	0.05	<LOQ	%
THCV_WET	0.05	<LOQ	%
CBD_WET	0.05	<LOQ	%
CBG_WET	0.05	<LOQ	%
CBDA_WET	0.05	<LOQ	%
CBN_WET	0.05	<LOQ	%
CBGA_WET	0.05	<LOQ	%
THCVA_WET	0.05	<LOQ	%
D9-THC_WET	0.05	<LOQ	%
D8-THC_WET	0.05	<LOQ	%
CBC_WET	0.05	<LOQ	%
THCA_WET	0.05	<LOQ	%
CBC-A_WET	0.05	<LOQ	%
TOTAL CANNABINOIDS	0.05	<LOQ	%
TOTAL CBD	0.05	<LOQ	%
TOTAL THC	0.05	<LOQ	%
CBDV	0.05	<LOQ	%
CBDVA	0.05	<LOQ	%
CBG	0.05	<LOQ	%
CBD	0.05	<LOQ	%
CBDA	0.05	<LOQ	%
THCV	0.05	<LOQ	%
CBGA	0.05	<LOQ	%
CBN	0.05	<LOQ	%
D9-THC	0.05	<LOQ	%
D8-THC	0.05	<LOQ	%
THCVA	0.05	<LOQ	%
CBC	0.05	<LOQ	%
THCA	0.05	<LOQ	%
CBCA	0.05	<LOQ	%

Analytical Batch - CE000470POT
Instrument Used : HPLC 2030 EID 0055

 **LCS**

Cannabinoid	LOQ	Recovery	Units	Recovery Limits
CBG_WET	0.05	102.5	%	70-130
CBD_WET	0.05	101.5	%	70-130
CBDA_WET	0.05	102.3	%	70-130
THCV_WET	0.05	107.3	%	70-130
CBGA_WET	0.05	101.1	%	70-130
CBN_WET	0.05	105.3	%	70-130
D9-THC_WET	0.05	103.5	%	70-130
CBC_WET	0.05	102.1	%	70-130
THCA_WET	0.05	106.6	%	70-130
CBC-A_WET	0.05	101	%	70-130

Analytical Batch - CE000470POT
Instrument Used : HPLC 2030 EID 0055

This report shall not be reproduced, unless in its entirety, without written approval from Kaycha Labs. This report is an Kaycha Labs certification. The results relate only to the material or product analyzed. Test results are confidential unless explicitly waived otherwise. Void after 1 year from test end date. Cannabinoid content of batch material may vary depending on sampling error. IC=In-control QC parameter, NC=Non-controlled QC parameter, ND=Not Detected, NA=Not Analyzed, ppm=Parts Per Million, ppb=Parts Per Billion. Limit of Detection (LoD) and Limit Of Quantitation (LoQ) are terms used to describe the smallest concentration that can be reliably measured by an analytical procedure. RPD=Reproducibility of two measurements. Action Levels are State determined thresholds variable based on uncertainty of measurement (UM) for the analyte. The UM error is available from the lab upon request. The "Decision Rule" for the pass/fail does not include the UM. The limits are based on F.S. Rule 64-4.310.

Anthony Smith
Lab Director
State License #
010-10166277B9D
ISO Accreditation # 99861



Signature

10/25/21

Signed On